

Handheld Digital Tachometer

HT-5500



ONO SOKKI

Wide measurement range from 6.0 r/min (low-speed rotation) to 99999 r/min (high-speed rotation)!!

The embodiment of pioneering technology

Handheld Digital Tachometer HT-5500

1 Built-in memory function
20 data (MAX) can be saved to memory.

2 Capable of both contact and non-contact measurement in one unit
Line speed measurement is also enabled with the non-contact type.

3 Both analog and pulse outputs provided as standard
Used for recording the number of rotations and as rotation synchronization signals.

4 Built-in peak hold function
The maximum and minimum values can be displayed during measurement.

5 Large LCD with backlight

6 Can be mounted on a tripod
The tachometer can be fixed to a tripod for continuous measurement.



Attach the contact adapter (HT-0502) and circumferential ring (KS-100 or KS-200) to enable measurement of line speed.

non-contact

Red visible ray

Indicates when the measurement value is over the display range.

Displays the low battery alarm

Displays the maximum and minimum values (during peak hold measurement)

Indicates when number of rotation is over the preset upper limit value.

Displays the setting function item Measurement units






Easy-to-read, large LCD (with backlight)



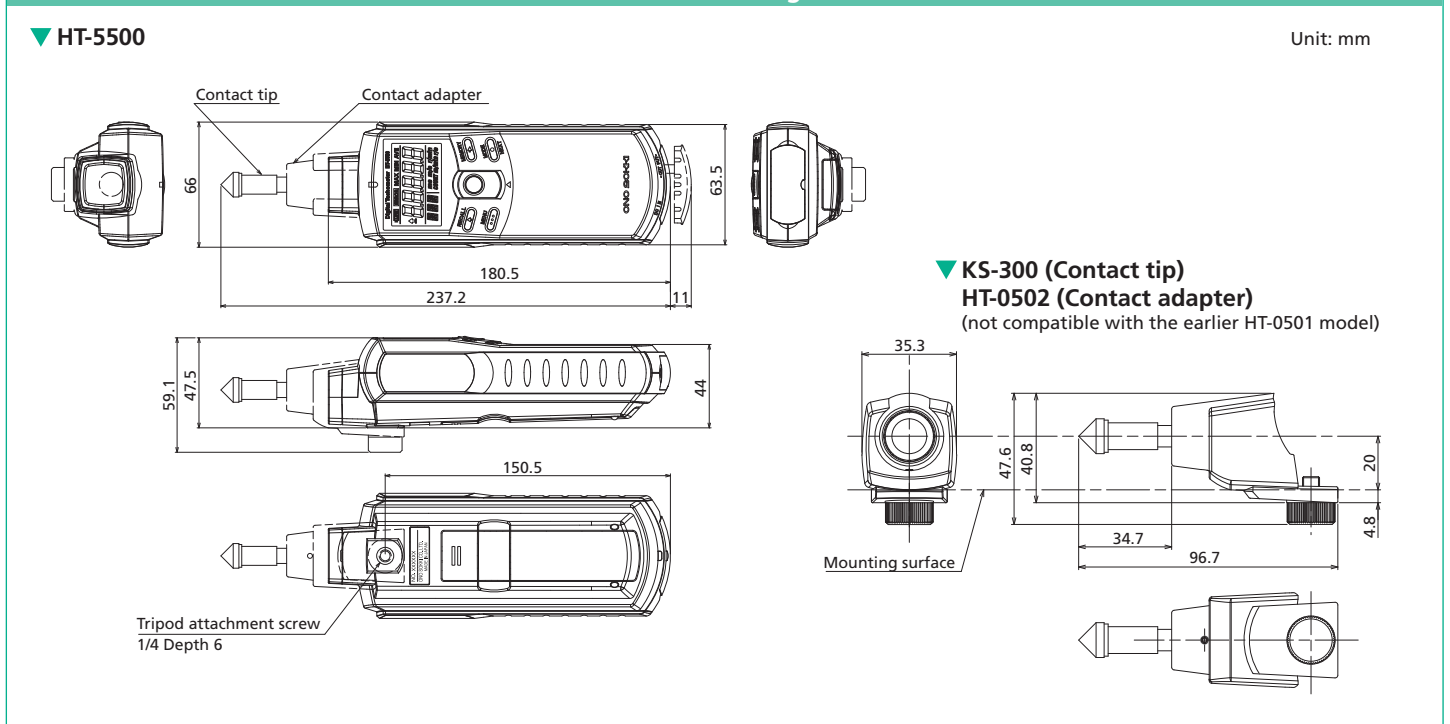
Specifications				
Detection methods	Optical reflective non-contact measurement; contact method (contact adapter supplied)			
Reflection detection distance	20 to 300 mm			
Display	5-digit LED, with backlight (character height: 10.2 mm)			
Measurement time	Within 1 s + time required for one cycle (however, when the rotation is less than 60 r/min, twice the time required for one cycle (MAX))			
Display update time	Approx. 1 s			
Measurement units	r/min, r/s (rotations) m/min (line speed) ms (cycle) COUNT (cumulative count)			
Measurement ranges	Non-contact method	Contact method		
	r/min (Hi range)	6 to 99999	6 to 20000	
	r/min (Lo range)	6.0 to 600.0	6.0 to 600.0	
	r/s	0.10 to 999.99	0.10 to 400.00	
	m/min	0.6 to 9999.9	0.6 to 400.0	
	COUNT	0 to 99999	0 to 99999	
ms	0.6 to 9999.9	2.5 to 9999.9		
Measurement accuracy	Displayed value* x (0.02%) 1 count * The displayed value is the count value excluding figures after the decimal point. Note: • The measurement accuracy of the circumferential speed depends on the number of rotations of the rotating object. • The measurement accuracy given above is for non-contact measurement. Measurement errors caused by hand shake are not included. With contact measurement, the smoothness and accuracy of the contact tip are added to the above value.			
Measurement functions	Peak hold function	Maximum value (MAX), minimum value (MIN)		
	Memory function	20 data (MAX)		
	Over-range function	The over-range alarm (ERROR mark) is displayed when the measured value exceeds the display range.		
	Rotation upper limit alarm function	The upper limit alarm (↑ mark) is displayed when the number of rotations exceeds the preset upper limit value.		
	Line speed calculation function	Calculates the line speed from the preset diameter value (mm) and the measured number of rotations	Use the KS-100/200 circumferential rings	
	Accumulating function	Provides a cumulative count of the input signal pulses		
Cycle measurement function	Measures the input pulse cycle (however, when the cycle is less than 1 s, measures the mean value of the input pulses)			
Output section	Analog output	Output voltage	0 to 1 V/0 to F.S. (Full scale can be set arbitrarily.)	
		Conversion method	10-bit D/A conversion	
		Linearity	1%/F.S.	
		Output update time	Within 50 ms + 1 cycle	
		Temperature stability	0.05%/F.S.C (span & zero)	
		Setting error	0.5%/F.S.	
	Pulse output	Load resistance	At least 100 k	
		Output voltage	Hi level: At least +4.5 V Lo level: Up to +0.5 V	
		Output logic	Positive logic	
		Load resistance	At least 100 k	
		Power source	Four AAA alkaline batteries or exclusive AC adapter (PB-7090, sold separately)	
		Battery life	At least 32 hours (when the backlight is OFF) At least 8 hours (when the backlight is ON)	
Low battery alarm indicator	A low battery alarm mark (LOW) is displayed when the battery voltage falls below 4.4 V.			
Operating temperature	0 to 40C			
Storage temperature	-10 to 50C			
Outer dimensions	180.5 (W) X 47.5 (H) X 66 (D)mm			
	237.2 (W) X 47.5 (H) X 66 (D)mm (with the contact adapter)			
Weight (including batteries)	Approx. 267 g Approx. 329 g (with the contact adapter)			
Accessories	Contact adapter (HT-0502)	1		
	Contact tip for rotation measurement (KS-300)	1		
	Circumferential ring (KS-200)	1		
	Reflective marks (12-mm square; 25 pcs.)	1 sheet		
Carrying case	1			

Note: Please refer to the User's Manual for the operating procedures.

Peripherals (sold separately)

For contact-type measurement	Circumferential ring (mm/s) KS-100 	Circumferential ring (m/min) KS-200 	<ul style="list-style-type: none"> ● AX-501 Signal output cable (2-m length) (used for both analog and pulse outputs) ø2.5 pin plug—CO2 (BNC) plug ● HT-0521A Stand jig ● HT-0522 Magnetic stand ● LA-0203A Measurement tripod ● PB-7090 AC adapter (100 to 240 VAC) ● HT-0502 Contact adapter Used in combination
	Contact tip (for rotation measurement) KS-300 	Extension shaft for KS-300 KS-700 	
For non-contact-type measurement	Reflective marks (10 sheets/pack) HT-011  The recurrent reflective sheet used provides superior reflectability.		

External diagram



WORLDWIDE ONO SOKKI CO., LTD.

1-16-1 Hakusan, Midori-ku, Yokohama 226-8507, Japan
 Phone : +81-45-935-3918 Fax : +81-45-935-3808
 E-mail : overseas@onosokki.co.jp

* Outer appearance and specifications are subject to change without prior notice.

URL : <https://www.onosokki.co.jp/English/english.htm>

U.S.A.
 Ono Sokki Technology Inc.
 2171 Executive Drive, Suite 400,
 Addison, IL. 60101, U.S.A.
 Phone : +1-630-627-9700
 Fax : +1-630-627-0004
 E-mail : info@onosokki.net
<http://www.onosokki.net>

THAILAND
 Ono Sokki (Thailand) Co., Ltd.
 1/293-4 Moo.9 T.Bangphud
 A.Pakkred,
 Nonthaburi 11120, Thailand
 Phone : +66-2-584-6735
 Fax : +66-2-584-6740
 E-mail : sales@onosokki.co.th

INDIA
 Ono Sokki India Private Ltd.
 Plot No.20, Ground Floor, Sector-3,
 IMT Manesar Gurgaon-122050,
 Haryana, INDIA
 Phone : +91-124-421-1807
 Fax : +91-124-421-1809
 E-mail : osid@onosokki.co.in

P.R.CHINA
 Ono Sokki Shanghai Technology Co., Ltd.
 Room 506, No.47 Zhengyi Road, Yangpu
 District, Shanghai, 200433, P.R.C.
 Phone : +86-21-6503-2656
 Fax : +86-21-6506-0327
 E-mail : admin@shonosokki.com